

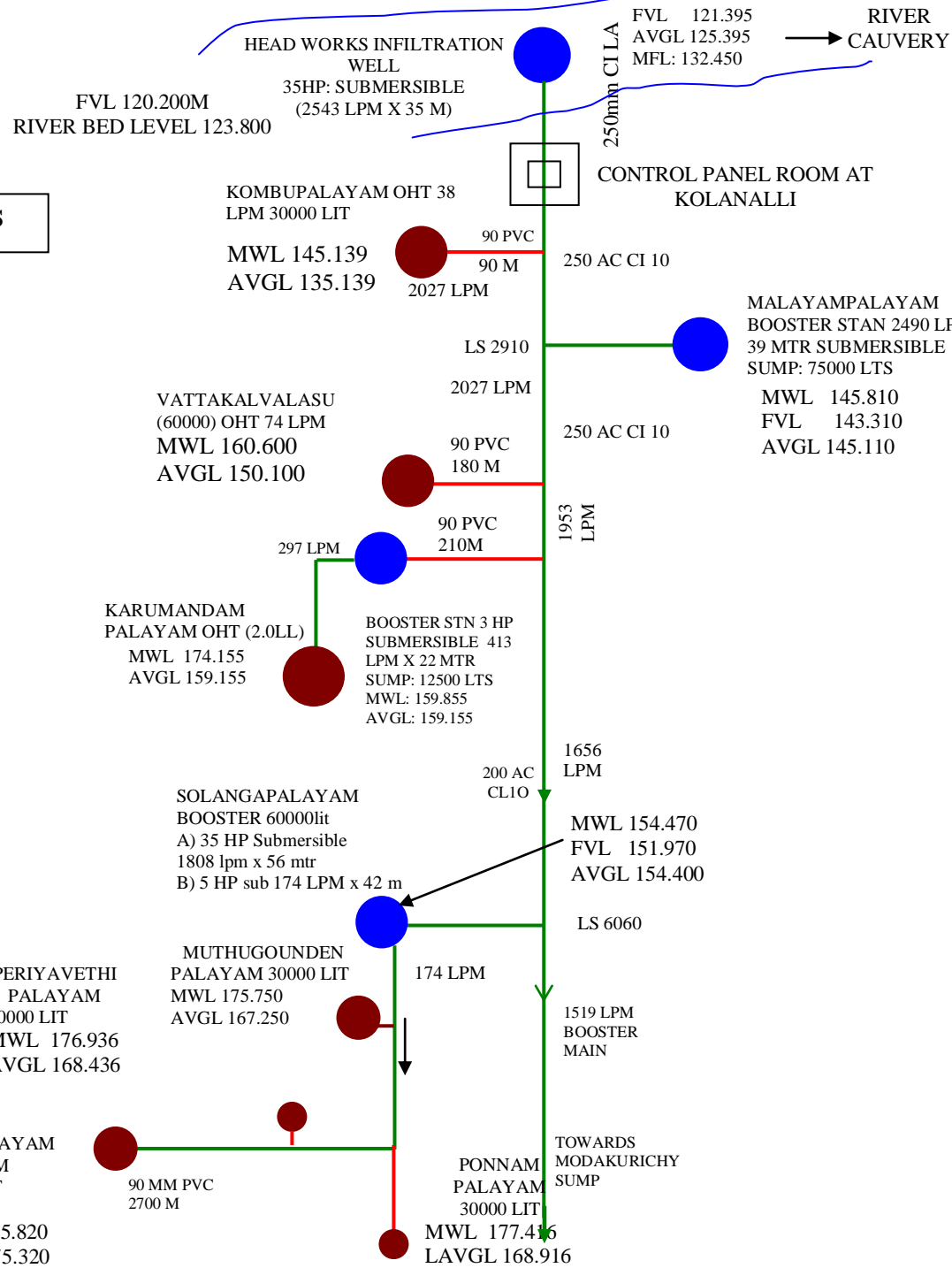
SALIENT DETAILS

C.W.S.S. TO MODAKURICHI

1 Scheme Cost	: Rs. 210.24 Lakhs
2 Beneficiaries	: Town Panchayat – 3 Nos, Habitations – 46 Nos
3 Populations	: 65380
4 Designed Quantity	: 2.90 mld
5 Head works	: River cauvery 3.00 m dia Infiltration well
6 Pumpset	
a Type	: 35 HP Submersible 2 Nos.
b Duty	: 2543 LPM x 35 m
c Hours of Pumping	: 24
7 Transmission Main	
a Pumping main	: 27014 m
b Gravity main	: ---
8 Booster station	
a Sump with capacity	:
b Pumpset details	: 35.0 Hp submersible - 2 Nos, 2490 lpm x 39m
9 Feeder Mains	: 12655 m
10 No of Group sump	: 0.60 LL -1 No, 0.125LL-1 No, 0.35 LL- 1No
11 Service Reservoirs	: 29 Nos

FLOW DIAGRAM

MODAKURICHI CWSS



HEAD WORK TO MALAYAMPALAYAM

0-150 : 250 MM CI - LA PIPE
150 - 2910 : 250 AC CL 10

MALAYAM PALAYAM TO SOLANGAPALAYAM

0 - 540 : 250 AC CL 10
540 - 3150 : 200 AC CL 10

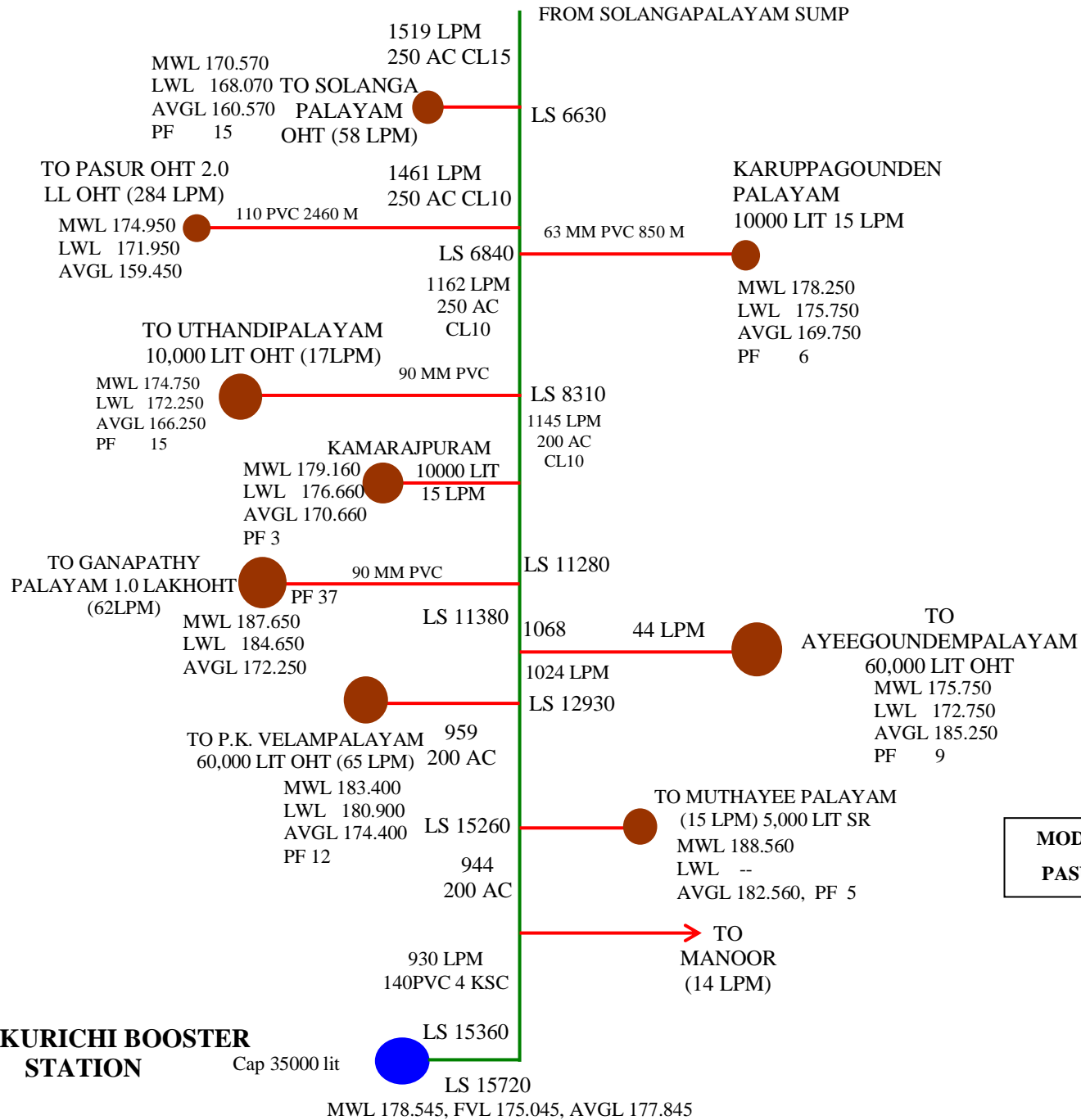
SOLANGAPALAYAM TO MODAKURICHI

0 - 500 : 250 AC CL 15
500 - 3660 : 250 AC CL 10
3660 - 9300 : 200 AC CL 10
9300 - 9660 : 140 PVC 4 KSC

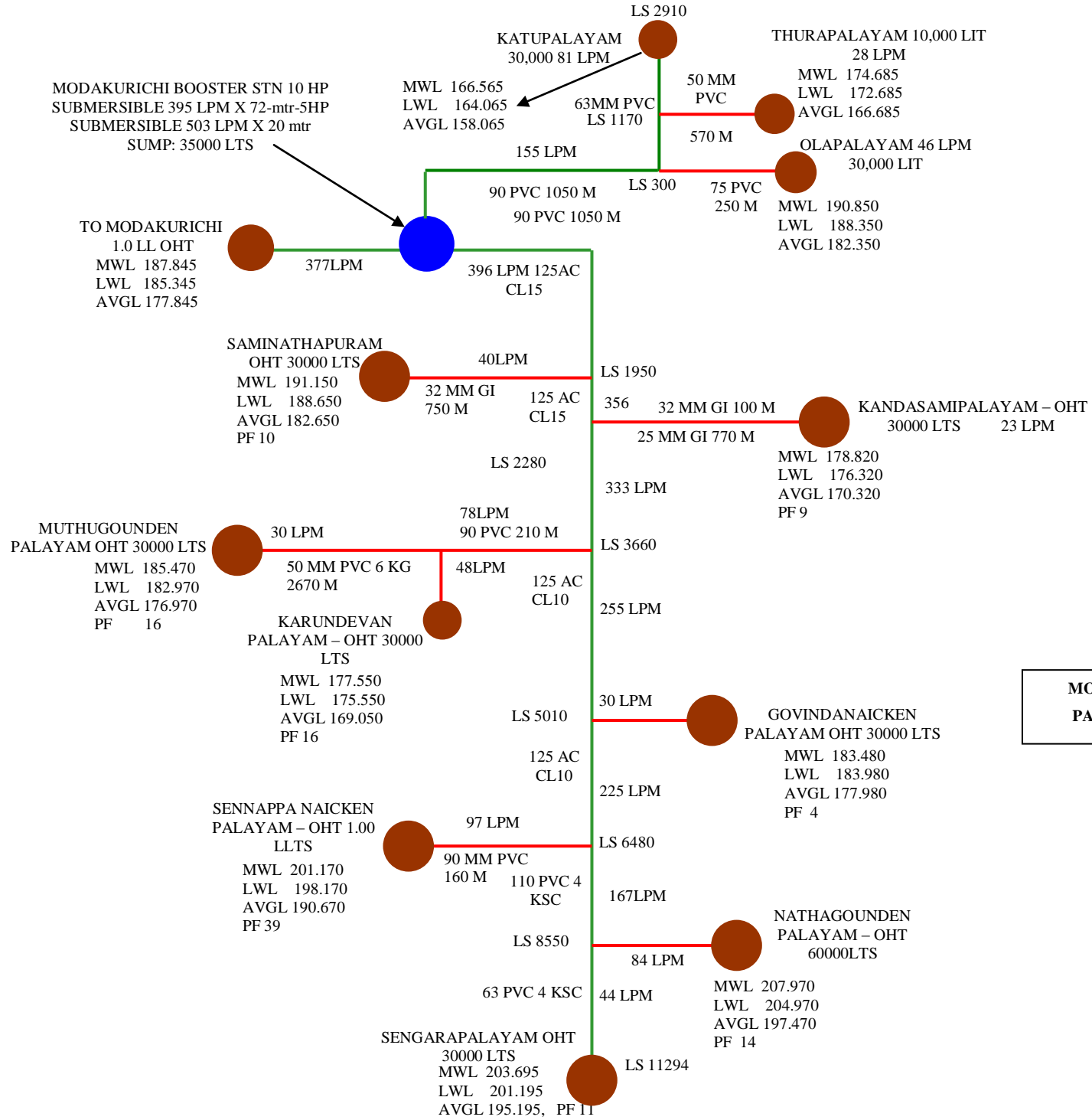
MODAKURICHI BOOSTER STATION

Cap 35000 lit

LS 15720
MWL 178.545, FVL 175.045, AVGL 177.845



MODAKURICHI RTP CWSS AND PASUR KILAMBADI RTP CWSS



MODAKURICHI RTP CWSS AND PASUR KILAMBADI RTP CWSS

