

**SALIENT FEATURES**

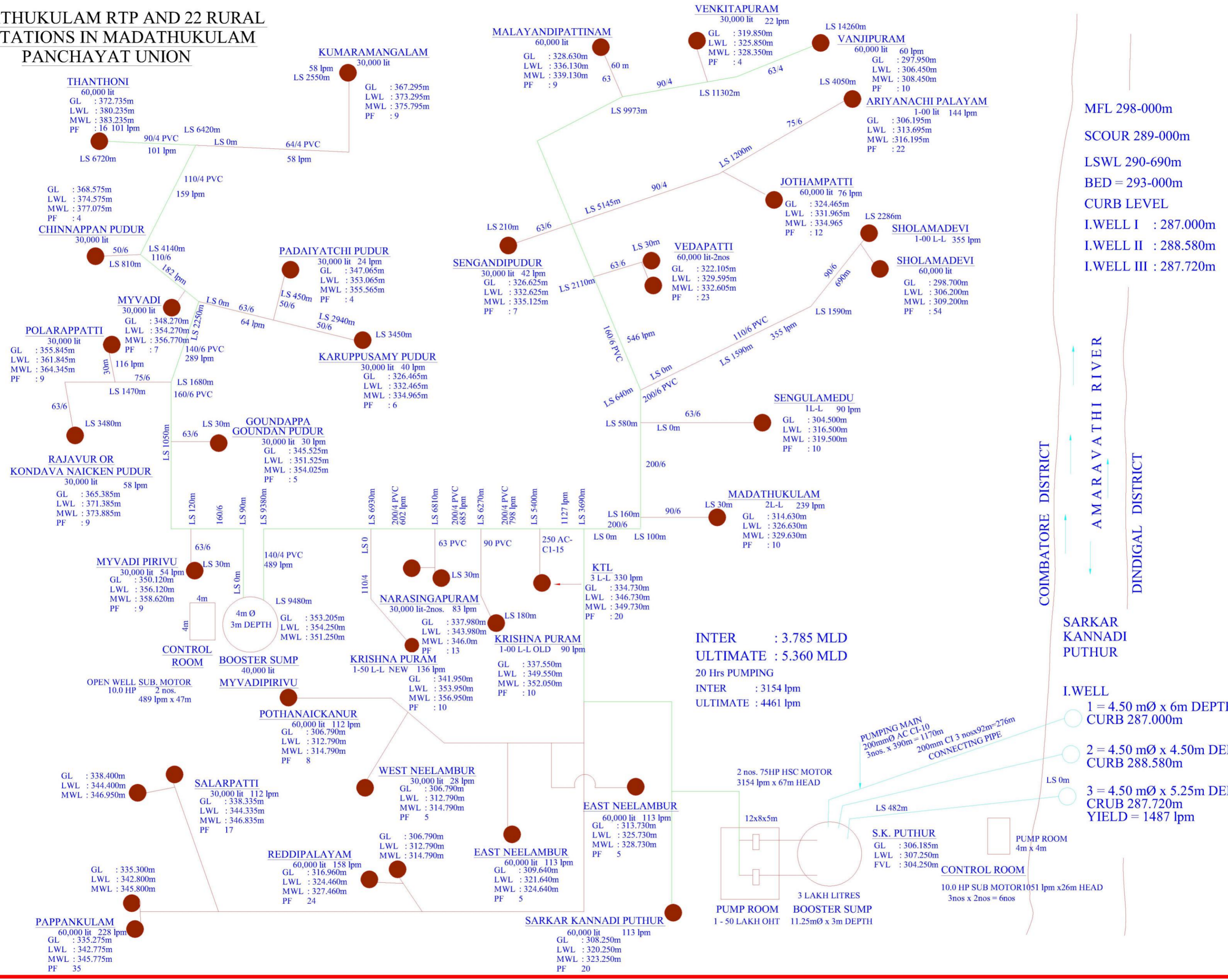
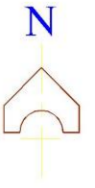
**CWSS TO MADATHUKULAM AND 22 OTHER HABITATIONS IN MADATHUKULAM UNION.**

1	Scheme Cost	:	Rs. 538.00 lakhs	
2	Beneficiaries		1 Town Panchayat & 22 Habitations	
3	Populations		47990	
4	Designed Quantity		3.785 mld	
5	Pumping Hours.	:	20 Hours	
6	Head Works			
	Source	:	River Amaravathi	
	Infiltration well	:	3 Nos.	
		:	I                                  II                                  III	
	Dia of well	:	4.50 m                          4.50 m                          4.50 m	
	Depth	:	6.00 m                          4.50 m                          5.25 m	
	B.L of River	:	292.000                          293.080                          292.970	
	Pumpset			
	1050 lpm x 24 m	:	3 + 3 Nos.	
	H.P of pumpset	:	10.0 H.P	
	Connecting Pipe			
	200 mm dia CL 'A' class pipe	:	92 m x 3 = 276 m	
	200 mm dia AC Cl 10 pipe	:	390 m x 3 = 1170 m	
7.a	BOOSTER STATION I AT SARKAR KANNADIPUTHUR			
		:	3.00 lakh litres	
	Pumproom size	:	12 x 6 x 5 m ht.	
	BOOSTER MAIN - I			

	BOOSTER SUMP AT S.K PUTHUR TO SUMP AT V.V.M.SCHOOL			
	L S '0' - 3690	:	350mm dia PSC 14 KSC pipe	3690 m
	L S 3690 - 3990	:	350mm dia PSC 12 KSC pipe	300 m
	L S 3990 - 5400	:	250mm dia AC CI 15 pipe	1410 m
	L S 5400 - 6930	:	200mm dia PVC 4 KSC pipe	1530 m
	L S 6930 - 9480	:	140mm dia PVC 4 KSC pipe	2550 m
			Total	9480 m
7.b	BOOSTER STATION - II AT VIVEKANADA SCHOOL			
	Capacity of Sump	:	40,000 lit	
	Depth	:	3.0 m	
	Size of Pumphouse	:	4.0 x 4.0 m	
	Type of pumpset - Submersible	:	489 lpm x 47 m head	
	H.P of Pumpset	:	10 H.P	
	BOOSTER MAIN - II FROM SUMP AT V.V.M SCHOOL TO THANTHONI S.R			
	L.S 'O' - 1680 m	:	160 mm dia ODPVC 6 KSC Pipe	1680 m
	L.S 1680 - 2310 m	:	140 mm dia ODPVC 6 KSC Pipe	680 m
	L.S 2310 - 4140 m	:	110 mm dia ODPVC 6 KSC Pipe	1830 m
	L.S 4140 - 6420 m	:	110 mm dia ODPVC 4 KSC Pipe	2280 m
	L.S 6420 - 6720 m	:	90 mm dia ODPVC 4 KSC Pipe	300 m
			Total	6720 m
8	BRANCH MAIN & SUB BRANCH MAIN:			
			200 mm dia ODPVC 6 KSC pipe	510 m
			160 mm dia ODPVC 6 KSC	1440 m

		pipe	
		200 mm dia CI 'A' CI pipe	390 m
		140 mm dia ODPVC 10 KSC pipe	150 m
		110 mm dia ODPVC 6 KSC pipe	5320 m
		140 mm dia ODPVC 4 KSC pipe	1970 m
		110 mm dia ODPVC 6 KSC pipe	1590 m
		110 mm dia ODPVC 4 KSC pipe	7100 m
		90 mm dia ODPVC 6 KSC pipe	750 m
		90 mm dia ODPVC 4 KSC pipe	4300 m
		75 mm dia ODPVC 4 KSC pipe	4320 m
		63 mm dia ODPVC 6 KSC pipe	4890 m
		63 mm dia ODPVC 4 KSC pipe	8370 m
		50 mm dia ODPVC 6 KSC pipe	4470 m
			Total:
			45570 m
9	Service Reservoirs	1,00,000 litres Nos.	: 2
		60,000 litres Nos.	: 4
		30,000 litres Nos.	: 16
		10,000 litres Nos.	: 3
		5,000	: 1 No.
		Total	: 26 Nos.

**MADATHUKULAM RTP AND 22 RURAL HABITATIONS IN MADATHUKULAM PANCHAYAT UNION**



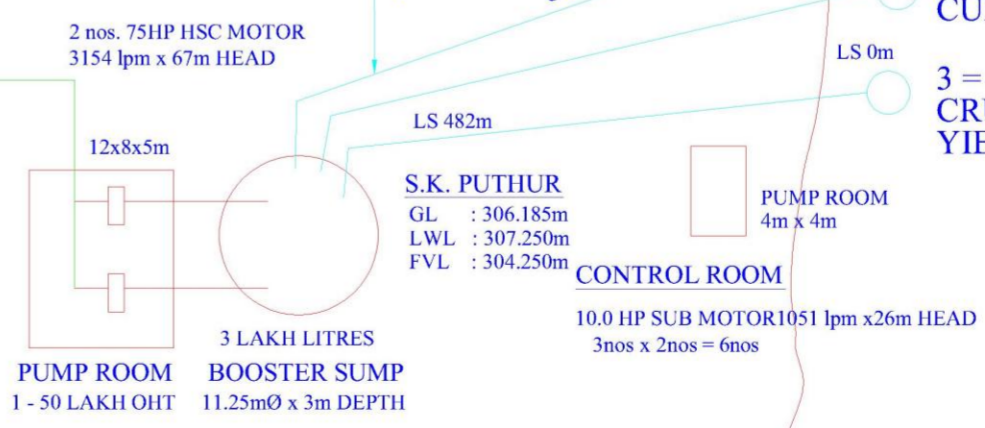
MFL 298-000m  
 SCOUR 289-000m  
 LSWL 290-690m  
 BED = 293-000m  
 CURB LEVEL  
 I.WELL I : 287.000m  
 I.WELL II : 288.580m  
 I.WELL III : 287.720m

COIMBATORE DISTRICT  
 AMARAVATHI RIVER  
 DINDIGAL DISTRICT

SARKAR KANNADI PUTHUR

I.WELL  
 1 = 4.50 mØ x 6m DEPTH  
 CURB 287.000m  
 2 = 4.50 mØ x 4.50m DEPTH  
 CURB 288.580m  
 3 = 4.50 mØ x 5.25m DEPTH  
 CRUB 287.720m  
 YIELD = 1487 lpm

INTER : 3.785 MLD  
 ULTIMATE : 5.360 MLD  
 20 Hrs PUMPING  
 INTER : 3154 lpm  
 ULTIMATE : 4461 lpm



- THANTHONI**  
60,000 lit  
GL : 372.735m  
LWL : 380.235m  
MWL : 383.235m  
PF : 16 101 lpm
- KUMARAMANGALAM**  
30,000 lit  
GL : 367.295m  
LWL : 373.295m  
MWL : 375.795m  
PF : 9
- CHINNAPPAN PUDUR**  
30,000 lit  
GL : 368.575m  
LWL : 374.575m  
MWL : 377.075m  
PF : 4
- PADAIYATCHI PUDUR**  
30,000 lit 24 lpm  
GL : 347.065m  
LWL : 353.065m  
MWL : 355.565m  
PF : 4
- MYVADI**  
30,000 lit  
GL : 348.270m  
LWL : 354.270m  
MWL : 356.770m  
PF : 7
- POLARAPPATTI**  
30,000 lit  
GL : 355.845m  
LWL : 361.845m  
MWL : 364.345m  
PF : 9
- KARUPPUSAMY PUDUR**  
30,000 lit 40 lpm  
GL : 326.465m  
LWL : 332.465m  
MWL : 334.965m  
PF : 6
- RAJAVUR OR KONDAVA NAICKEN PUDUR**  
30,000 lit  
GL : 365.385m  
LWL : 371.385m  
MWL : 373.885m  
PF : 9
- GOUNDAPPA GOUNDAN PUDUR**  
30,000 lit 30 lpm  
GL : 345.525m  
LWL : 351.525m  
MWL : 354.025m  
PF : 5
- MYVADI PIRIVU**  
30,000 lit 54 lpm  
GL : 350.120m  
LWL : 356.120m  
MWL : 358.620m  
PF : 9
- CONTROL ROOM**
- BOOSTER SUMP**  
40,000 lit
- MYVADIPIRIVU**
- POTHANAICKANUR**  
60,000 lit 112 lpm  
GL : 306.790m  
LWL : 312.790m  
MWL : 314.790m  
PF : 8
- SALARPATTI**  
30,000 lit 112 lpm  
GL : 338.335m  
LWL : 344.335m  
MWL : 346.835m  
PF : 17
- WEST NEELAMBUR**  
30,000 lit 28 lpm  
GL : 306.790m  
LWL : 312.790m  
MWL : 314.790m  
PF : 5
- REDDIPALAYAM**  
60,000 lit 158 lpm  
GL : 316.960m  
LWL : 324.460m  
MWL : 327.460m  
PF : 24
- EAST NEELAMBUR**  
60,000 lit 113 lpm  
GL : 309.640m  
LWL : 321.640m  
MWL : 324.640m  
PF : 5
- PAPPANKULAM**  
60,000 lit 228 lpm  
GL : 335.275m  
LWL : 342.775m  
MWL : 345.775m  
PF : 35

- MALAYANDIPATTINAM**  
60,000 lit  
GL : 328.630m  
LWL : 336.130m  
MWL : 339.130m  
PF : 9
- VENKITAPURAM**  
30,000 lit 22 lpm  
GL : 319.850m  
LWL : 325.850m  
MWL : 328.350m  
PF : 4
- VANJIPURAM**  
60,000 lit 60 lpm  
GL : 297.950m  
LWL : 306.450m  
MWL : 308.450m  
PF : 10
- ARIYANACHI PALAYAM**  
1-00 lit 144 lpm  
GL : 306.195m  
LWL : 313.695m  
MWL : 316.195m  
PF : 22
- JOTHAMPATTI**  
60,000 lit 76 lpm  
GL : 324.465m  
LWL : 331.965m  
MWL : 334.965m  
PF : 12
- VEDAPATTI**  
60,000 lit-2nos  
GL : 322.105m  
LWL : 329.595m  
MWL : 332.605m  
PF : 23
- SHOLAMADEVU**  
1-00 L-L 355 lpm  
GL : 298.700m  
LWL : 306.200m  
MWL : 309.200m  
PF : 54
- SENGULAMEDU**  
1L-L 90 lpm  
GL : 304.500m  
LWL : 316.500m  
MWL : 319.500m  
PF : 10
- MADATHUKULAM**  
2L-L 239 lpm  
GL : 314.630m  
LWL : 326.630m  
MWL : 329.630m  
PF : 10
- KTL**  
3 L-L 330 lpm  
GL : 334.730m  
LWL : 346.730m  
MWL : 349.730m  
PF : 20
- KRISHNA PURAM**  
1-00 L-L OLD 90 lpm  
GL : 337.550m  
LWL : 349.550m  
MWL : 352.050m  
PF : 10
- EAST NEELAMBUR**  
60,000 lit 113 lpm  
GL : 313.730m  
LWL : 325.730m  
MWL : 328.730m  
PF : 5
- SARKAR KANNADI PUTHUR**  
60,000 lit 113 lpm  
GL : 308.250m  
LWL : 320.250m  
MWL : 323.250m  
PF : 20