

## **SALIENT DETAILS**

### **C.W.S.S. TO ELATHUR-NAMBIYUR COVERING 168 HABITATIONS IN SATHY AND NAMBIYUR UNIONS**

1. Scheme Cost : Rs 1118.07 lakhs
2. Beneficiaries : Town Panchayat –1 No, Habitation – 130 Nos
3. Populations : 142054
4. Designed Quantity : 6.29 mld
5. Head works with Source details : Infiltration Well 5.50 m Dia 4 Nos , 6.0 m Depth at Bhavani River
6. Pumpset
  - a. Type : Submersible -8 Nos
  - b. Duty : 1140 x 17 m
  - c. Hours of Pumping : 24
7. Transmission Main
  - a. Pumping main : 104.665 km
  - b. Gravity main : --
8. Booster station
  - a. Sump with capacity
    - i) At Arasur : 1.80 LL
    - ii) At Kullampalayam : 0.01 LL
    - iii) At Andipalayam : 1.70 LL
    - iv) At kannakattupalayam : 0.10 LL
    - v) At Elathur : 0.12 LL
    - vi) At Nachipalayam : 1.50 LL
    - vii) At Gedarai : 0.25 LL

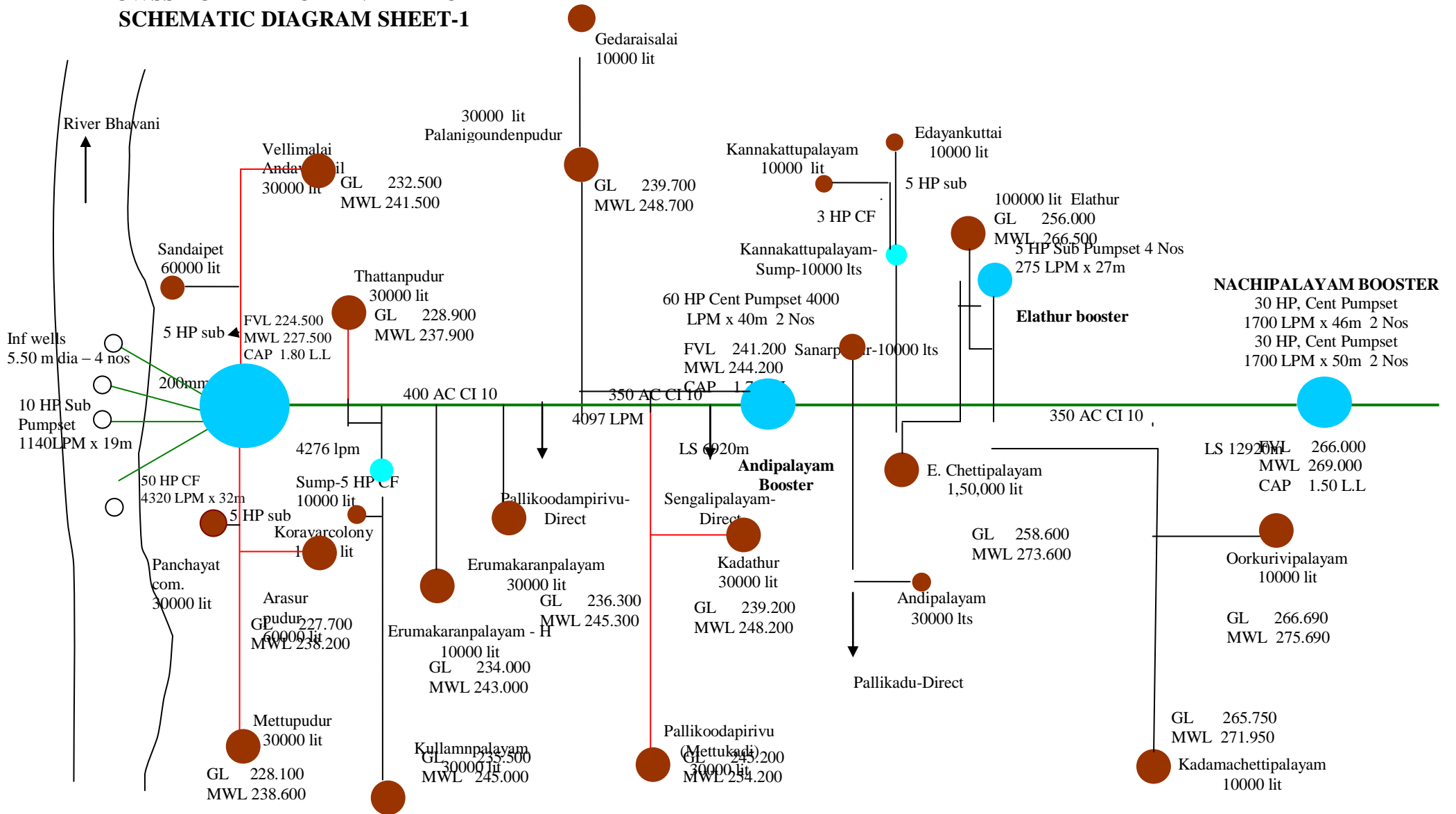
- viii) At Malaipalayam
- ix) At Kosanam : 0.60 LL
- x) At Sangampalayam : 0.10 LL
- xi) At Sakthi nagar : 0.24 LL
- xii) At Geticheviyur Road : 0.12 LL
- xiii) At Pothapalayam : 0.30 LL
- xiv) At Nalukalchavadi : 0.30 LL
- xv) At Talkuni : 0.30 LL
- xvi) At Emmapoondi : 0.30 LL
- b Pumpset details
  - i) At Arasur : a) 50 HP HSC-4320 LPM X32 m  
b) 5.0 HP SUB 200 LPM X 40 m  
c) 3.0 HP SUB 150 LPM X40 m
  - ii) At Kullampalayam : a) 5 HP CENT-150 LPMX 50 M
  - iii) At Andipalayam : a) 60 HP HSC 4000 LPM X 40 m  
b) 10 HP SUB 250 LPM X 60 m
  - iv) At kannakattupalayam : a) CENT-100 LPM X50 m  
b) 2 .0HP CENT- 75 LPM X 40 m
  - v) At Elathur : a) 5 HP SUB 275 LPM X 67 m  
b ) 5 HP 150 LPM X 50 m
  - vi) At Nachipalayam : a) 30 HP HSC 1800 LPM X 50 m  
b) 30 HP HSC-1700 LPM X 46 m  
c) 10 HP SUB 400 LPM X 50 m
  - vii) At Gedarai : a ) 30 HP HSC-1050 LPM x 65 m
  - viii) At Malaipalayam : a) 20 HP SUB 700 LPM X 58 m

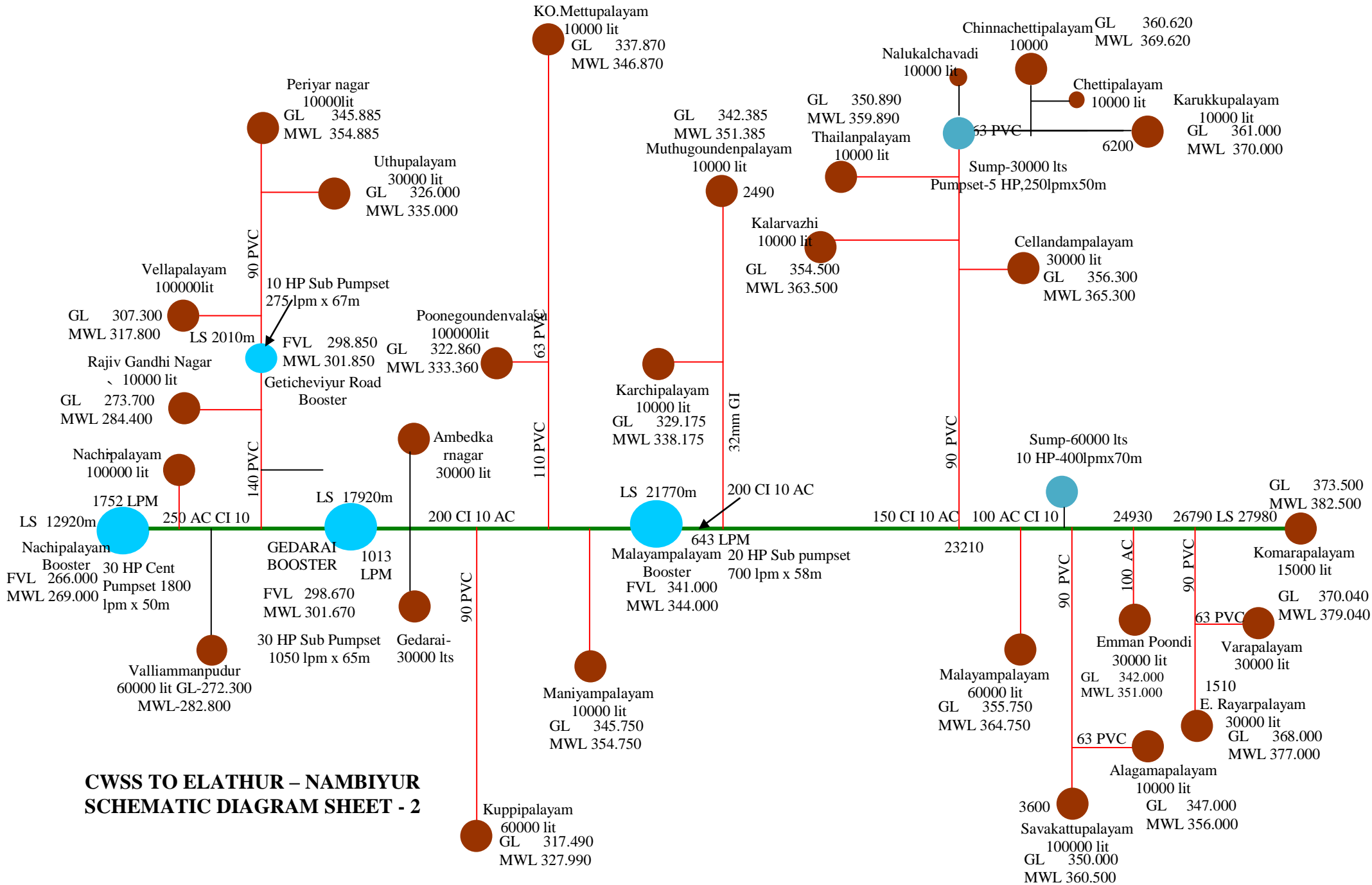
- ix) At Kosanam : a )10 HP SUB 350 LPM X 58 m
- x) At Sangampalayam : a) 5.0 HP CENT 100 LPM X 4 0 m
- xi) At Sakthi nagar : a) 3 HP 100 LPM X 50 m
- xiv) At Nalukalchavadi : a ) 5.0 HP SUB 150 LPM X 50 m
- xv) At Talkuni : a ) 5.0 HP SUB 150 LPM X 50 m
- xvi) At Emmapoondi : a ) 5.0 HP SUB 150 LPM X 50 m

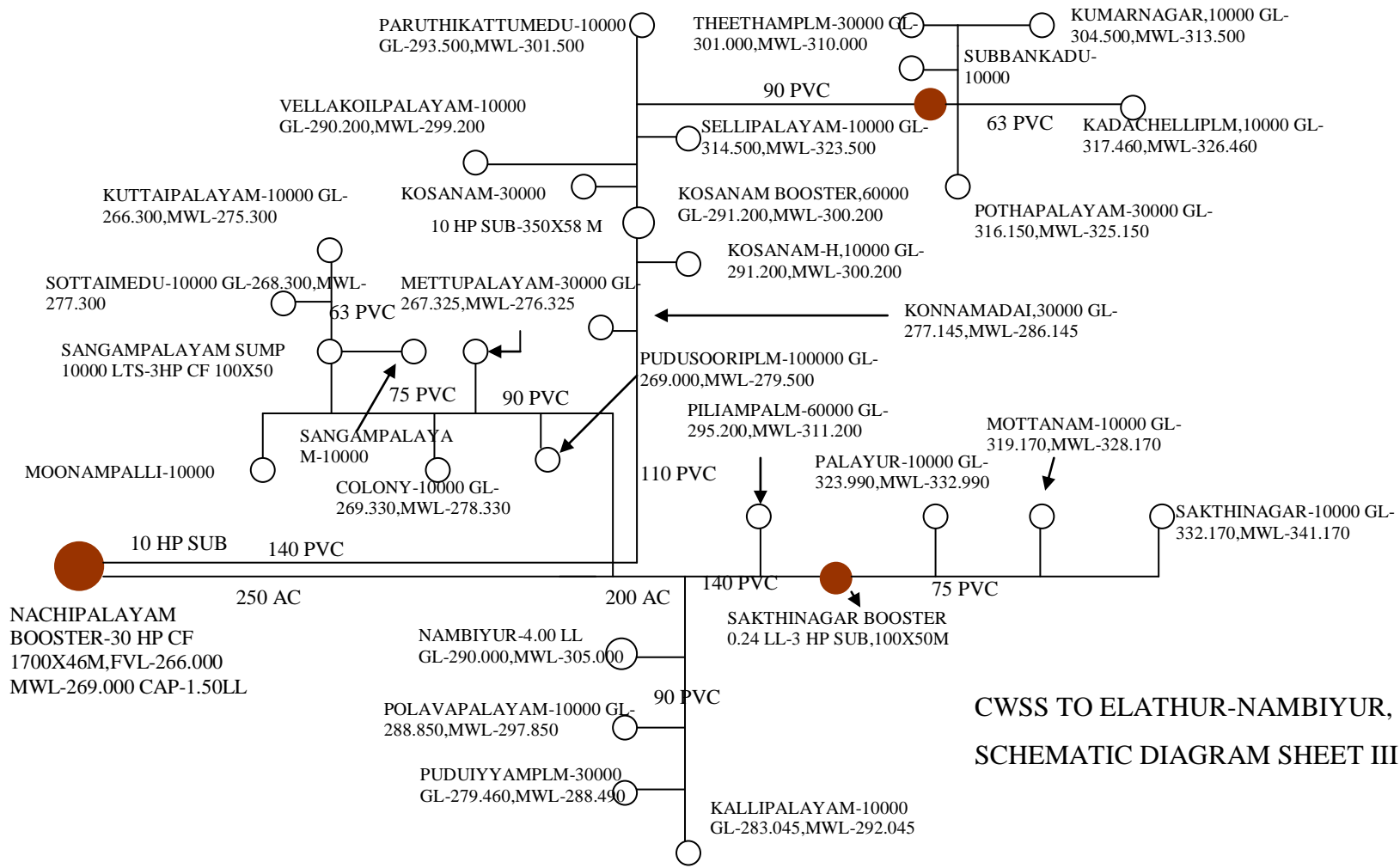
9. Feeder Mains : ---

10. Service Reservoirs with capacity : 4.00 LL 1 No  
1.50 LL- 1 No  
1.0 LL – 6 Nos  
0.60 LL - 7 Nos  
0.30 LL – 22 Nos  
0.15 LL – 4 Nos  
0.15 LL - 34 Nos

# CWSS TO ELATHUR – NAMBIYUR SCHEMATIC DIAGRAM SHEET-1







CWSS TO ELATHUR-NAMBIYUR,  
 SCHEMATIC DIAGRAM SHEET III