

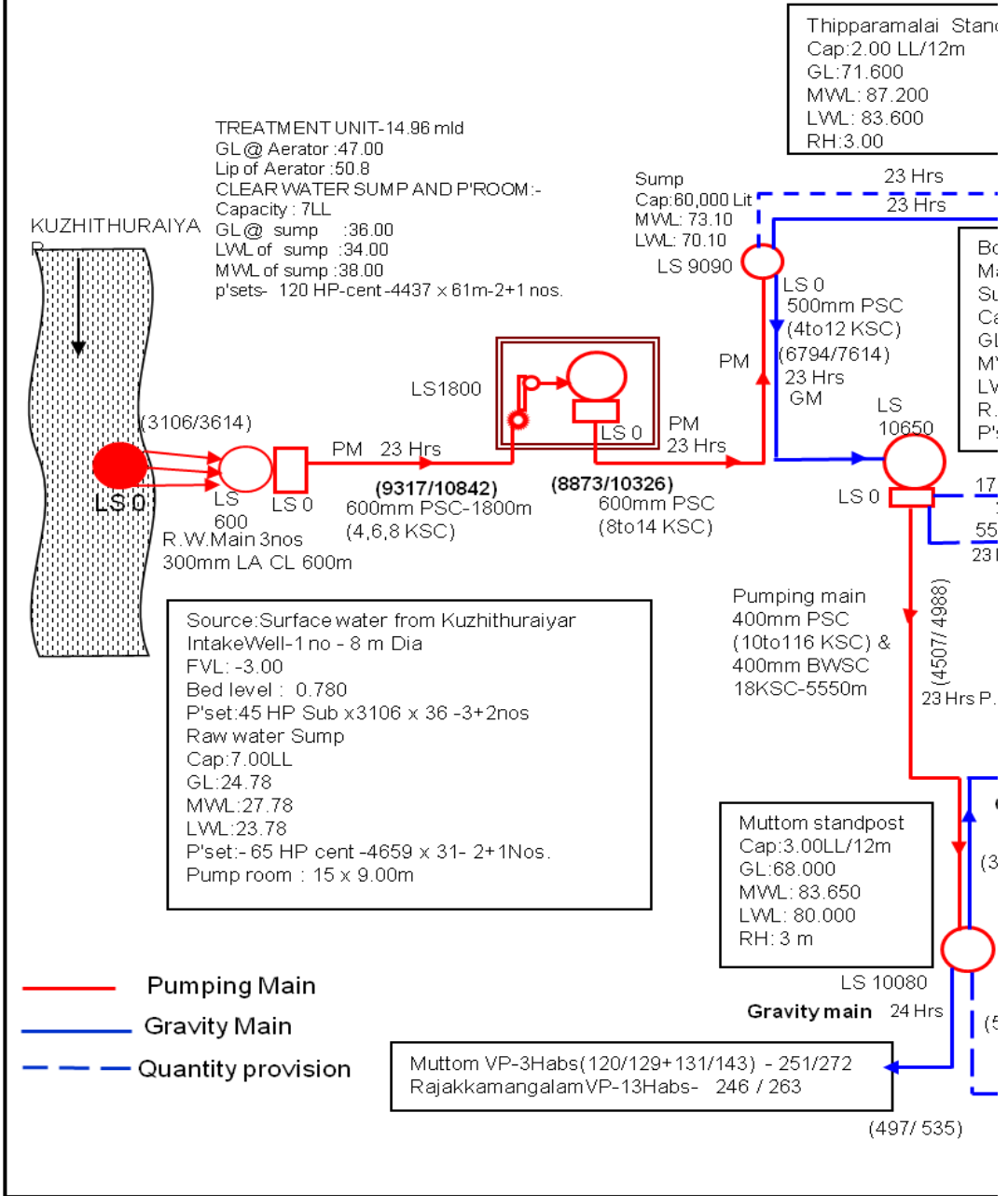
SALIENT DETAILS

- 1) Name of Scheme : CWSS to Villukuri Aloor SVP and
53 Wayside habitations in Kanyakumari D
- 2) Administrative sanction : B.P.Ms.No.82 dt.27.7.2005
- 3) Population :

<u>Present</u>	<u>Intermediate</u>	<u>Ultimate</u>
(2001)	(2016)	(2031)
56750	64635	73320
- 4) Existing level of service : 20 lpcd
- 5) Pro-rata supply : 70 lpcd
- 6) a) Daily requirement in lakh lits :

<u>Intermediate</u>	<u>Ultimate</u>
39.30	43.57
- b) Pumping time : 23 hours
- c) Pumping discharge : 2848 lpm 3290 lpm
- 7) Head works :
- a) Source : 8 M dia Intake well in Kuzhithuraiyar river
- b) Pumpset : 2 Nos.
- c) Raw water pumping main (PSC) : 27.28 km
- d) 2.00 LL capacity stand post : 1 No.
- e) Treatment works : Rapid sand filter (4.53 Mld)
- f) Clear water and wash water sump : 2 Nos. (2.00 LL & 1.00 LL lit. capacity)
- g) Clear water pumping main and
Branch Main : 57.70 km
- 8) Booster Station - Pump room
(6 m x 4 m) : 1 No.
- 9) Sump (8.00 LL cap.) : 1 No.
- 10) Quarters : 2 Nos.
- 11) Pumpset : 6 Nos.
- 12) Service Reservoir : 3 Nos. (60,000 lit. - 1 No., 30,000 lit. 1 No.
(10,000 lit. - 1 No.)
- 13) Distribution system : 4.50 km
- 14) Public Fountain : 20 Nos.
- 15) Administrative sanction amount : Rs.977.20 lakhs
- 16) Annual maintenance cost per year : Rs.36.90 lakhs
- 17) Rate per 1000 litres : Rs.10.02
- 18) Scheme cost per head : Rs.1722

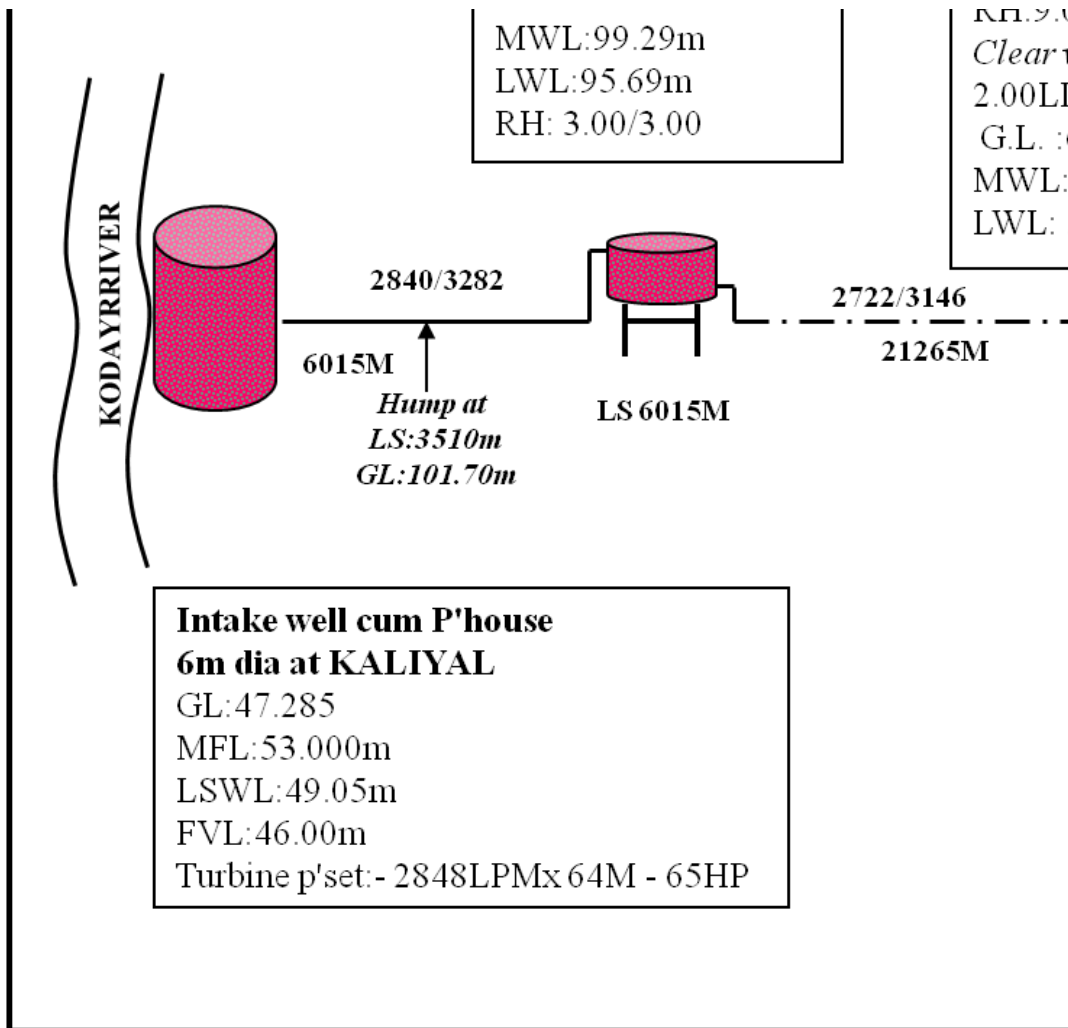
FLOW DIAGRAM



CWWS TO 61 HABITATIONS IN VILLUKURI & ALOOR SVPs, THE KURUNTHANCODE UNION AND 18 HABITATIONS IN NULLIVILAI

Stand post at G.H KULASEKARAM
 GL: 92.69m

Full Scale 4.54M at ANA Tip of c P.L.O c

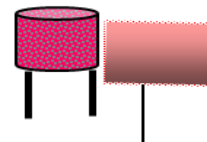


**CWWSTO 61 HABITATIONS IN VILLUKURI & ALOOR SVPs , THENKASABUR
 IN KURUNTHANCODE UNION AND 18 HABITATIONS IN NULLIVILAI VP
 KANYAKUMARI DISTRICT**

Clear water sump at VILLUKURI
 GL:45.55m
 MWL:47.05m
 FVL:44.05m
 RH:10.19/10.77
 Open Well type Cent.Sub P. Set :-
 i) 1414LPM X 41m- 22.5HP
 ii) 941LPM X 51m- 17.5HP
 iii) 764 LPM X 38 m- 12.5HP

15SRs,17Habs. in Nullivilai VP
3SRs. 3Habs. in Nettancode VP

941/1031



11SRs,13Habs. in Kattimancode VP
1SR,1Hab. in Villukuri VP

B.Main II

istrict

. &

**79 Coastal Habts., in
K.K District**

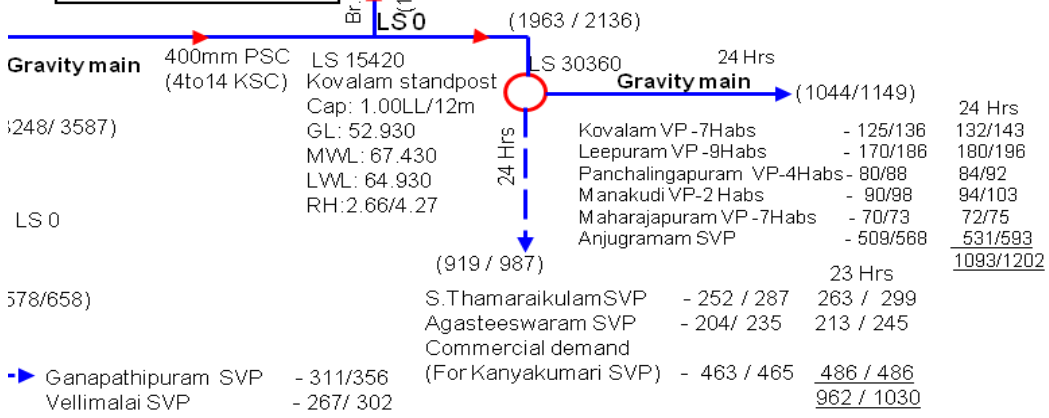
dpost	Thickkanamcodes VP-12Habs - 337 / 368
	Palapallam SVP - 334 / 432
	Kappiyarai SVP - 198 / 249
	Reethapuram SVP - 112 / 163
	Killiyur SVP - 335 / 480
	Karungal SVP - 279 / 384
	Keelkulam SVP - 278 / 403

1873 / 2479 Thippiramalai VP-4habs- 73 / 80
 206 / 233 Commercial demand - 133 / 153

booster station @ Thingalnagar (Monday market)
 Pump and P'room
 Cap: 5.00 LL
 L: 68.000
 WL: 71.000
 ML: 68.00
 H: 4.96/6.59
 sets: -30 HP cent -2254 X 29m-2+1Nos.

31 / 1980 23 Hrs	Thingalnager SVP - 751 / 880	Athikattuvilai VP 7Habs - 163/179	23 Hrs
16 / 646 Hrs	Kallukootam SVP - 980 / 1100	Thengamputhoor SVP - 308/359	321 / 375
	Mondaikadu SVP - 307 / 363	Puthalam SVP - 287/344	299 / 359
	Manavalakurichy SVP - 249 / 283		

Athikattuvilai standpost Cap: 1.00 LL/12m GL: 54.56 LWL: 66.56 MWL: 69.06 RH: 5.00/6.02	24 Hrs	Kesavanputhenthurai VP-4Habs-120/ 130	125/136
BrGM LS1400	24 Hrs	Pallam VP-7Habs -125/ 134	128/139
315mm HDPE	527/569	Melakrishnanpudur VP-5Habs - 97/ 106	100/109
LS0		Dharmapuram VP-14Habs - 185 / 199	190/207
			543/591



**ENKARAI ,KATTIMANCODE & NETTANCODE V.Ps. IN
V.P. IN THUKKALAYUNION IN KANYAKUMARI DISTRICT**

Scale Treatment Unit
LD capacity Proposed
AIKIDANGU
 Generator: 67.80
 11/12/11

11/15.44

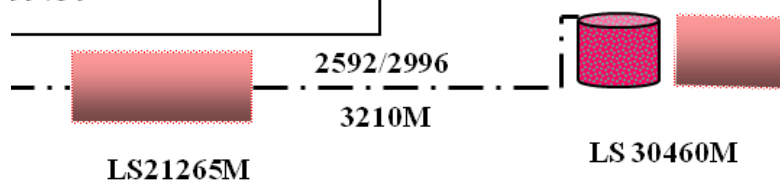
water sump :

cap.

52.55m

61.80m

59.80



Clear water sump

at VILLUKURI

CAPACITY:-8.00LL

GL:45.55m

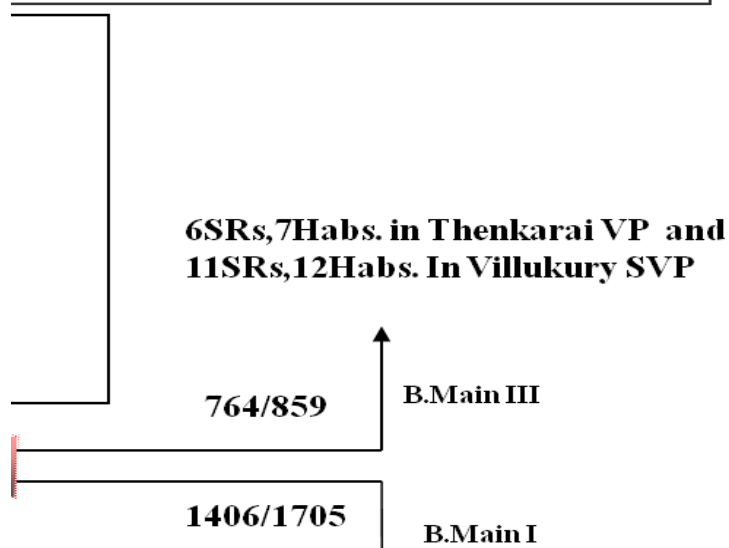
MWL:47.05m

FVL:44.05m

RH:10.19/10.77

SHEET NO: 1 / 2

ARAI ,KATTIMANCODE & NETTANCODE V.Ps.
LIVILAI V.P. IN THUKKALAYUNION IN
CT





**1SR,1Hab. in Nullivilai VP,
18SRs,10Habs. in Aloor SVP and
6SRs,4Habs. in Villukury SVP
5SRs,9Habs. in Kattimancode VP**

SHEET NO: 2 / 2